



The globally reliable expert of bone cutting

UltraSurgery

- 1 Handpiece
- 14 Tips



Minimally invasive for cutting bone,
fast, accurate, stable

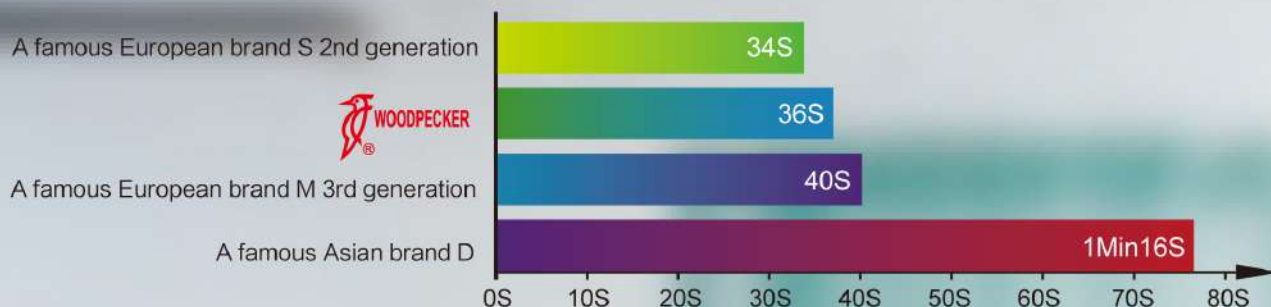
Accurate, minimally invasive,
selective cutting

Safe

- Handpiece and tube are available for autoclave, ensure the sterile environment



1 Comparison of cutting efficiency with other famous brands



2 User-friendly control

- Waterproof operation interface , is more suitable for clinical practice.



3 New developed design of handpiece

- Developed internal structure: New handpiece is more compatible with tips, and it vibrates and cuts stably.
- Strengthened sealing technique : Enhancing tolerance of high-temperature autoclave, it is with stable quality.



High light intensity lamp
Clear operation visual

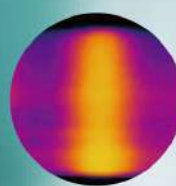
Full power working 10 min, and then test the handpiece temperature




Woodpecker Brand 33°C



Well-known European Brand S 30°C



Well-known European Brand M 33°C



Well-known Asian Brand D 38°C

Ultrasurgery, as the product with the core technology of WOODPECKER: owns complete clinical monitoring system, guarantee the safety; adopts Cascade Fixed Frequency, with more steady and efficient vibration matching; with developed spare parts, is more close to and focus on clinical practice.

Clinical practice

US2		
Crest splitting	Tooth extraction	Retrograde preparation

Technical parameters

Supply voltage	220 - 240V~ 50Hz/60Hz
Supply voltage(optional)	100 - 120V~ 50Hz/60Hz
Frequency	24kHz~29.5kHz
Max. power absorbed	100VA
Amount of water	25ml/min~125ml/min
Main unit weight	3.8kg
Dimensions	330mm×254mm×167mm

Add: Information Industrial Park, Guilin National High-Tech Zone,
Guilin, Guangxi, 541004 P. R. China
Tel: Europe Sales Dept.:+86-773-5873196, +86-773-2125222
North America, South America &
Oceania Sales Dept.: +86-773-5873198, +86-773-2125123
Asia & Africa Sales Dept.:+86-773-5855350, +86-773-2125896
Fax: +86-773-5822450
E-mail: woodpecker@glwoodpecker.com, sales@glwoodpecker.com
Web: <http://www.glwoodpecker.com>




Wellkang Ltd (www.CE-Marking.eu)
29 Harley St., LONDON, W1G 9QR, UK

2016 1.1 Edition

UltraSurgery Tip Series

A Wide Choice for Application

Basic kit




Sinus lift kit




Osteotomy kit



Extraction kit




Periodontal kit



Retro surgical kit



Implant prep kit



Equipped with 14 tips

Bone surgery

US1



Osteotomy

US1L



Osteotomy

US1R



Osteotomy

US2



Osteotomy

US3



Osteotome of precision in the thin regions

US4



Bone remodeling and bone chip harvesting

US5



Bone remodeling and bone chip harvesting

US6



Precise osteotomy



Endodontic

UE1



Apical root debridement (diamond-coated)

*The size of diamond grit is 40µm.

UE2



Soft apical root debridement

UE3



Apical root debridement (diamond-coated)

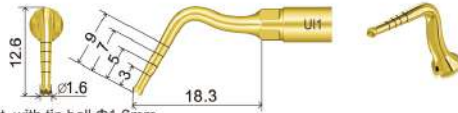
*The size of diamond grit is 40µm.

UE4



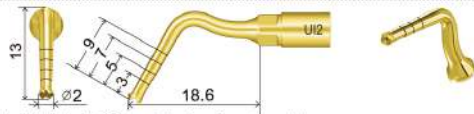
Implantation

UI1



Used for implant, with tip ball $\Phi 1.6\text{mm}$

UI2



Used for implant, with tip ball $\Phi 2\text{mm}$, irrigation from tip point

NEW!
UI3



$\Phi 2\text{mm}$ implant site preparation tip, irrigation from tip point.

NEW!
UI4



$\Phi 3\text{mm}$ implant site preparation tip, irrigation from tip point.

NEW!
UI5



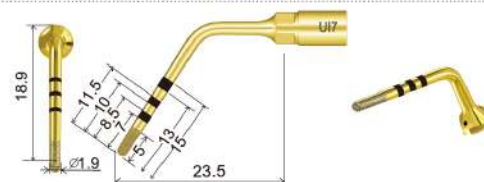
$\Phi 2\text{mm}$ implant site preparation tip, irrigation from tip point.

NEW!
UI6



$\Phi 3\text{mm}$ implant site preparation tip, irrigation from tip point.

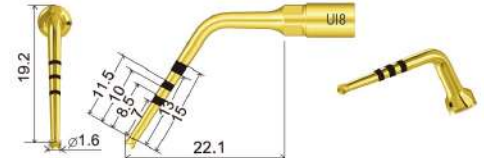
UI7



Finalize the implant site and bone preparation (diamond-coated)

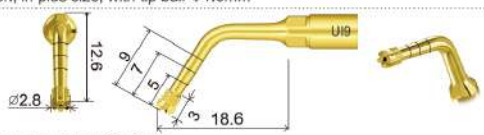
*The size of diamond grit is 100 μm .

UI8

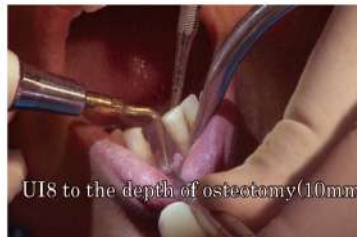


For implantation, in plus size, with tip ball $\Phi 1.6\text{mm}$

UI9



Used for implant, with tip ball $\Phi 2.8\text{mm}$



Exelcymosis

UC1



Used for cutting ligaments, minimally damnification exelcymosis

NEW!
UC2



Used for cutting ligaments, minimally damnification exelcymosis

NEW!
UC3



Used for cutting ligaments, minimally damnification exelcymosis



Sinus lifting

UL1



120° Peeling of the sinus membrane

UL2



Peeling of the sinus membrane

UL3



Non-traumatic bone cutting on thin bone region (diamond-coated)
*The size of diamond grit is 100µm.

UL4

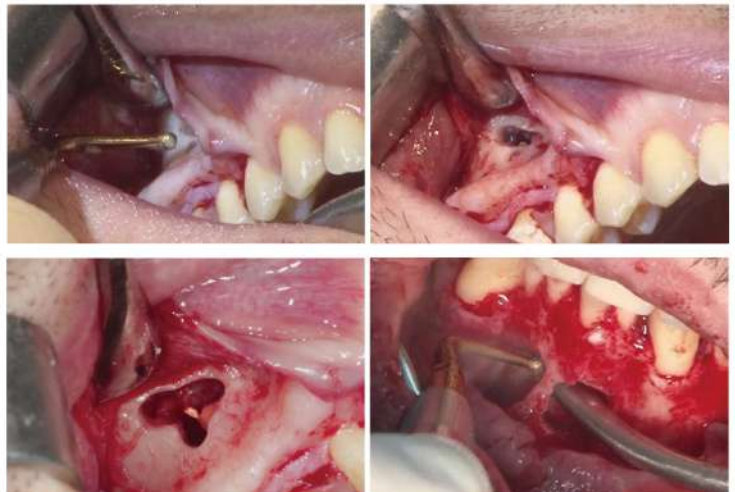


Micrometric osteotomy near the soft tissue (diamond-coated)
*The size of diamond grit is 100µm.

UL5



Peeling of the sinus membrane (angle: 95°)



UL3: Micrometric osteotomy, apical cyst removal.



UL4: Micrometric osteotomy

Periodontal surgery

UP1



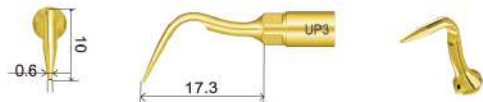
Root scaling

UP2



Root scaling

UP3



Root scaling

UP4



Root surface debridement and root planning (diamond-coated)
*The size of diamond grit is 40µm.

UP5



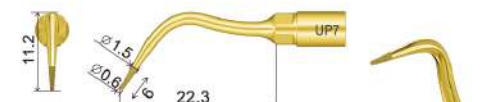
Perio treatment

UP6



Bone remodeling, root planing in perio operation
*The size of diamond grit is 40µm.

UP7



Bone remodeling and root canal enlargement (diamond-coated)
*The size of diamond grit is 40µm.